


# Origami Fortune Teller

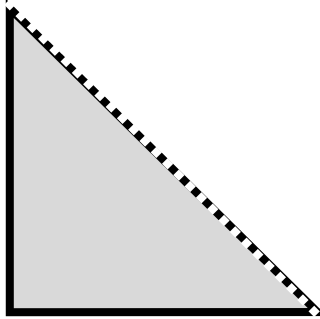
## Model Instructions

### Things You'll Need

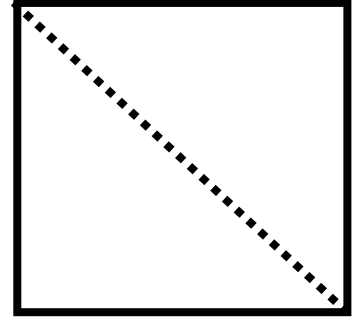
A square piece of paper • Crayons, markers, pencil, or pen • A ruler to crease the folds (optional)



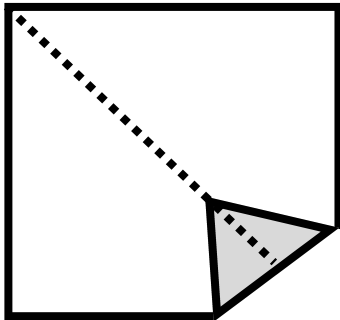
1. Begin with a square sheet of paper



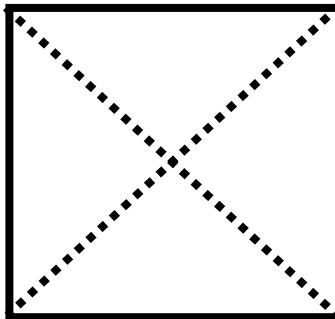
2. Fold the paper to make a triangle



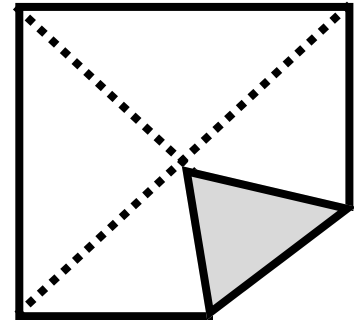
3. Open the triangle and you will have a square with a diagonal crease



4. Fold the paper diagonally from a corner with a crease to the opposite corner

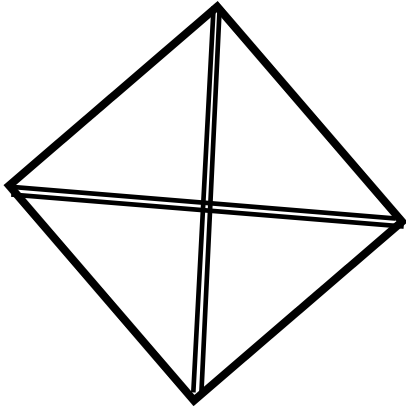


5. Open the triangle and you will have a square with two diagonal creases and a center point marked on the square

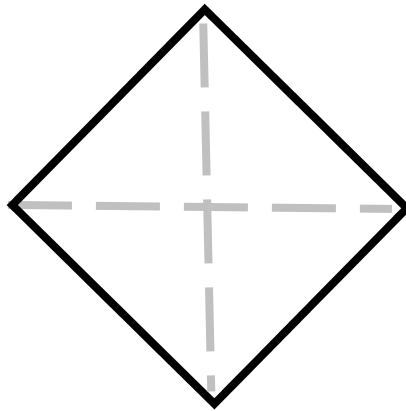


6. Fold each corner of the paper to the center

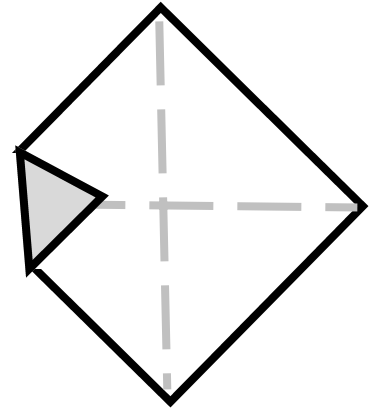
**7 More Steps >>**



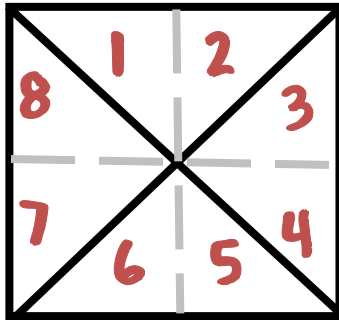
7. When all four corners are folded to the center, your Fortune Teller should look like this




8. Turn your Fortune Teller over so the folded corners are face down



9. Fold all four corners to the center



10. Once all corners have been folded, use a pen, pencil, marker or crayon to write numbers 1 through 8 on the triangles.



11. Open each flap and write a fortune in each of the eight segments. Here are some sample fortunes:

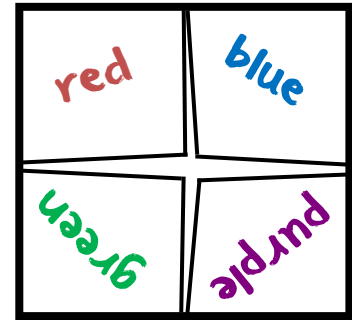
*You will have very good luck today.*

*Be careful when crossing the street.*

*You will have many friends.*

*You will be invited to a party soon.*

**Can you think of four more?**



12. Turn your Fortune Teller over and write a color name on each flap as shown



13. All Done! Slip your thumbs and index fingers under the four flaps of your Fortune Teller to open and close.

### How to Play:

1. Find a friend and ask them to pick a color that you have written on one of the flaps.
2. Spell out the letters of the color your friend has chosen while moving your Fortune Teller in and out and side-to-side in time with the letters as they are spelled out.
3. Open your Fortune Teller to show the numbers and ask your friend to pick one. Count out the number they have chosen by moving the flaps in and out and side-to-side. Ask them to pick another number and count out the second number in the same manner.
4. Ask them to pick a third number and reveal the fortune you have written on the inside flap
5. Play again!